


# HH LUX®

When nature meets interior design

## Nordic Interior

-In real, thin & flexible Stone

For Wall, Bathroom, Kitchen and Fireplace



# Slate for your interior!

## Real stone, thin & flexible

Slate-Lite is an innovative real stone that consists of an ultra-thin layer of natural stone and a backing reinforced with glass fibers or cotton.

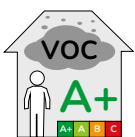
Slate-Lite can be used both indoors and outdoors for wall cladding or as a backsplash in the kitchen. Even extraordinary living spaces made of stone in wet areas like bathrooms or showers are possible with Slate-Lite!



- Bath and wet areas
- Kitchen/buffet
- Fireplaces
- Translucentslate
- Colors



- ✓ Suitable for both interior and exterior applications
- ✓ Standard size 240 x 120 cm (2.88 m<sup>2</sup>)
- ✓ Sustainable with a low CO<sub>2</sub> footprintt



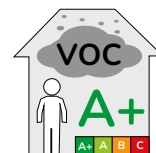


Slate-Lite is suitable for all types of wet areas, such as bathrooms and showers, as well as saunas and pool areas!



# MADE OF DREAM BATHROOM NATURAL STONE

- ✓ Installable directly onto old tiles
- ✓ Reduces seams in the room and can replace large-format tiles that are heavy to work with
- ✓ Waterproof, UV-resistant, and frost-resistant
- ✓ Standard size 240 x 120 cm (2.88 m<sup>2</sup>)





# MODERN BATHROOM DESIGN

## Stone Walls in Bathroom & Sauna









Quick & easy  
**RENOVATION**



Transform the kitchen or buffet with beautiful, real stone that's both stunning and easy to work with.

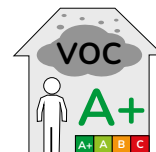
Upgrade your backsplash, kitchen walls, lighting, or fronts with the finest materials.

Elevate the space and invite the natural beauty of stone into your home.

Slate can even be placed directly over old tiles for a quick and seamless update.

# MODERN KITCHEN DESIGN WITH REAL NATURAL STONE

- ✓ Can be installed directly over old tiles
- ✓ Customized to your desired dimensions
- ✓ Durable & easy to maintain
- ✓ Sustainable with a low CO<sup>2</sup> footprint
- ✓ VOC- and CE-certified







TRANSFORM THE KITCHEN OR BUFFET  
Flexible and made of real stone





- ✓ Heat resistant up to 120°C
- ✓ Fire class up to Cs3d0
- ✓ Robust & easy to maintain

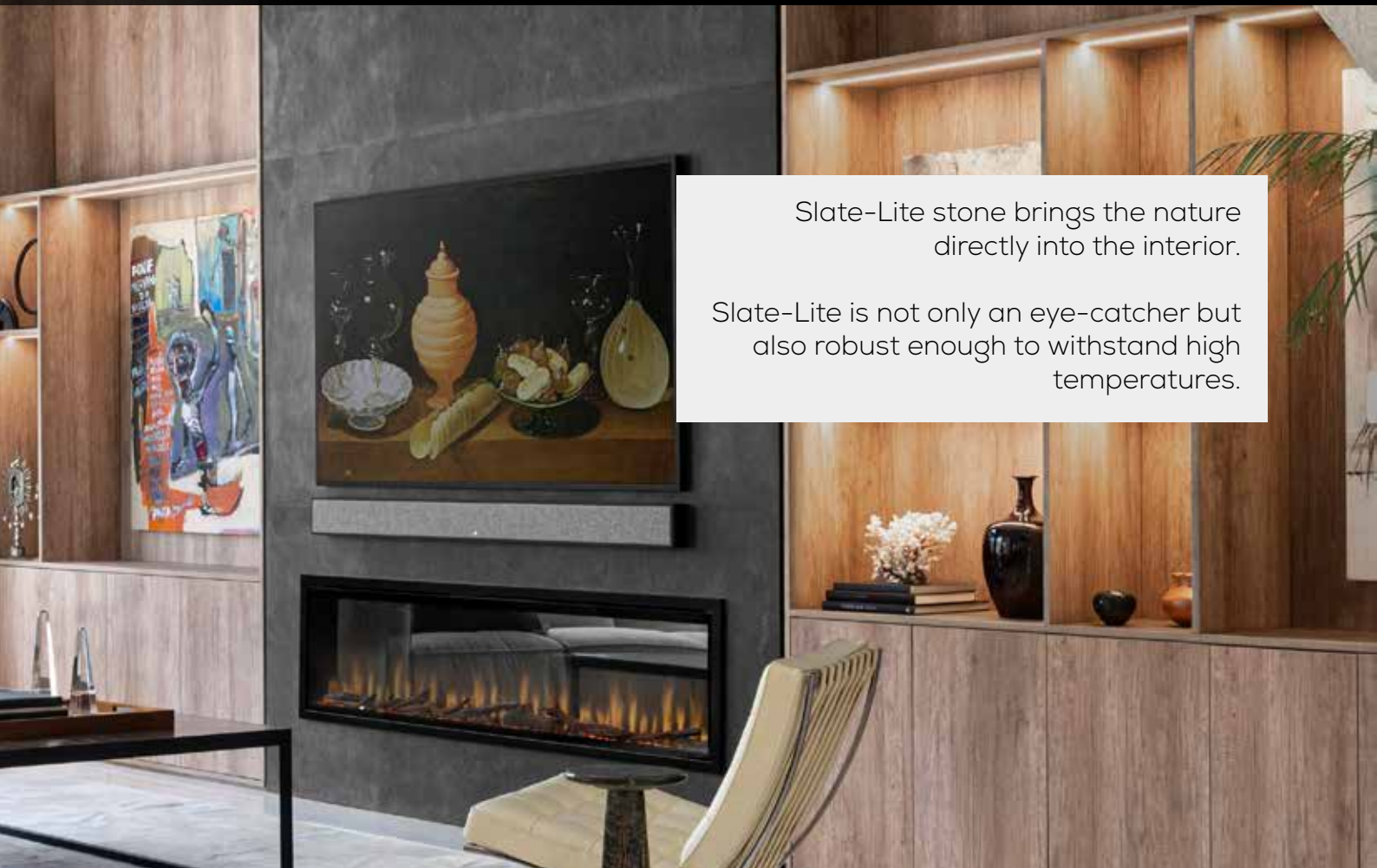


Slate-Lite standardly has the Fire-EU class **Cfl-s1** (according to EN 13501-01 for floor coverings) or **B1** (according to DIN 4102).

Upon request, Slate-Lite is also available in a special composition with the fire class **Cs3d0**!

# MODERN FIREPLACES

## Fireplace cladding & backsplashes

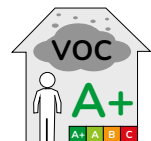


Slate-Lite stone brings the nature directly into the interior.

Slate-Lite is not only an eye-catcher but also robust enough to withstand high temperatures.




DIN EN 15102:2011-12  
DIN EN 15102:2008+A1:2011



<div>M - XL</div>	1.220x 610 mm	2.400 x 1.200 mm	2.800 x 1.200 mm	Custom size
	M	L	XL	
SLATE LITE	✓	✓	✓	✓
ULTRA THIN <sup>eco+</sup>	✓	✓	—	✓
TRANS LUCENT	✓	✓	—	✓
STONE BOARDS	—	✓	—	✓





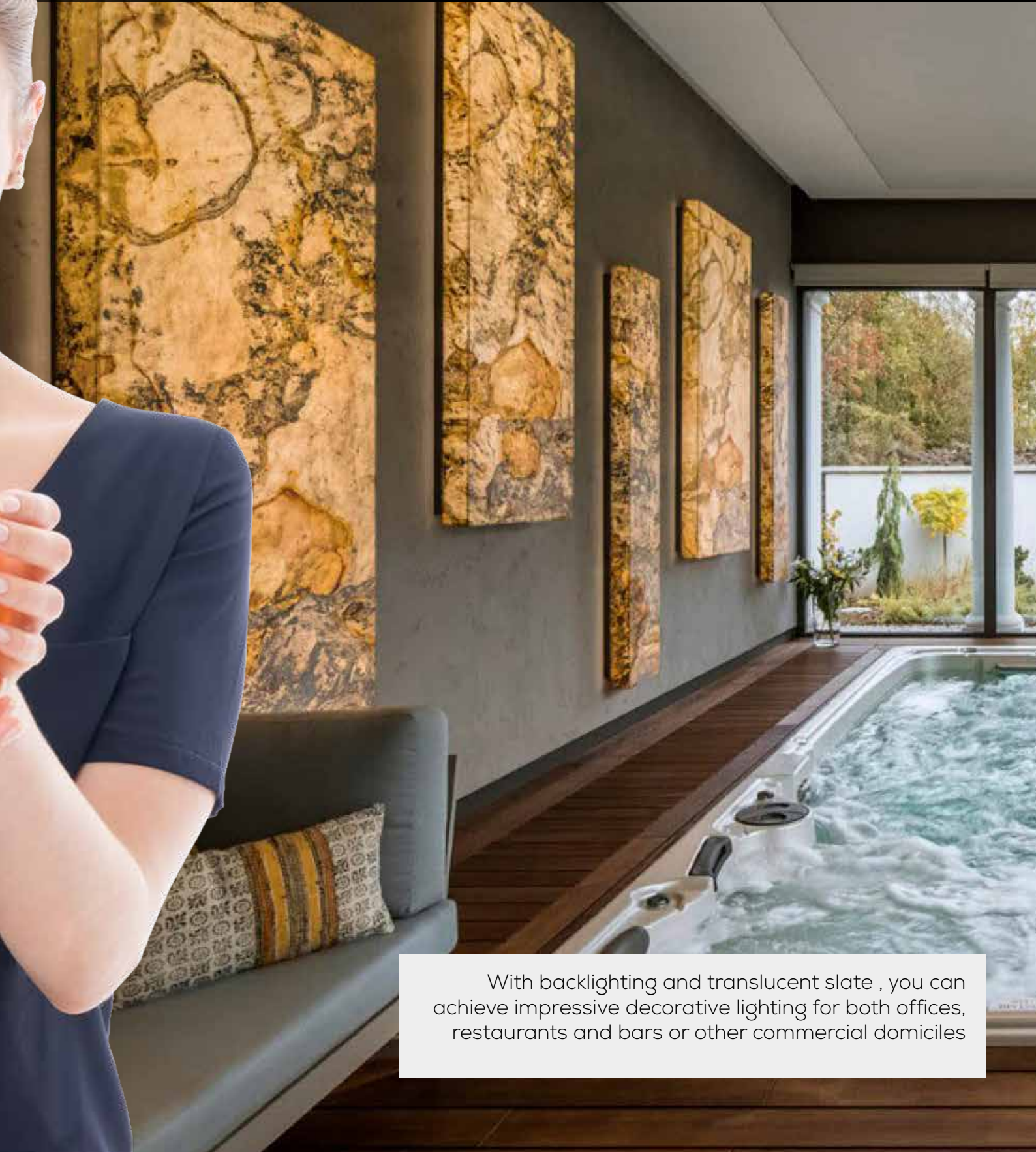
## AMAZING LIGHT EFFECTS WITH BACKLITSTONE

- ✓ Different lighting effects possible
- ✓ Real stone in many colors for lighting
- ✓ Unique eye-catchers with lighting



# TRANSLUCENT STONE

Create a beautiful wow-effect!



With backlighting and translucent slate , you can achieve impressive decorative lighting for both offices, restaurants and bars or other commercial domiciles

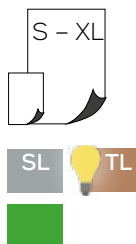


# BRIGHT COLLECTION


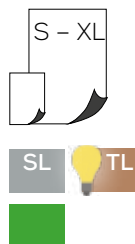
Light and friendly is the motto of the ,Bright Collection:  
Whether smooth and with few patterns or with expressive lines and grain patterns  
- a comfortable atmosphere is guaranteed with all decors here.




**BLANCO**  
// SLATE



**FALLING LEAVES**  
// SLATE



Create unique lighting effects  
with our Translucent slate  
Image Example: FALLING LEAVES



**TAN**  
// SLATE



DETAIL

**ICE PEARL**  
// LIMESTONE


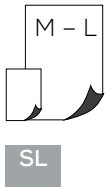


NOT SUITABLE FOR  
WET AREAS!



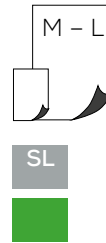
DETAIL

**ARCTIC  
WHITE**  
// MARBLE



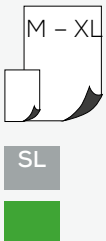
DETAIL

**SILVIA**  
// MARBLE



DETAIL

**GREEN  
PEARL**  
// LIMESTONE



NOT SUITABLE FOR  
WET AREAS!



DETAIL

**MYSTIC  
WHITE**  
// MARBLE



DETAIL

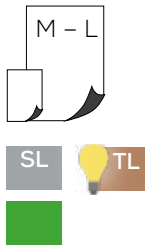




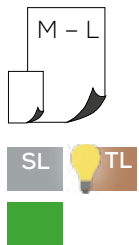
# COLOUR COLLECTION

Rich colour variation and distinctive surface textures introduce depth and material character gives exciting design possibilities.

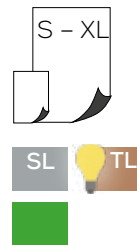
**COBRE  
NEW**  
// MYCA




**COBRE**  
// MYCA



**TERRA  
ROSSO**  
// SLATE



Create unique lighting effects  
with our Translucent line!  
Image Example: TERRA ROSSO

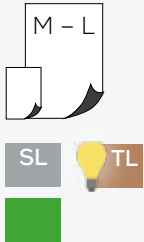




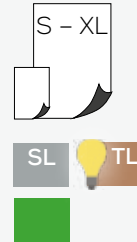
# SHINY COLLECTION

For more sparkle in your life: The decors in our 'Shiny Collection' reflect light thanks to the natural quartzite content in the stone, creating a truly shiny atmosphere.

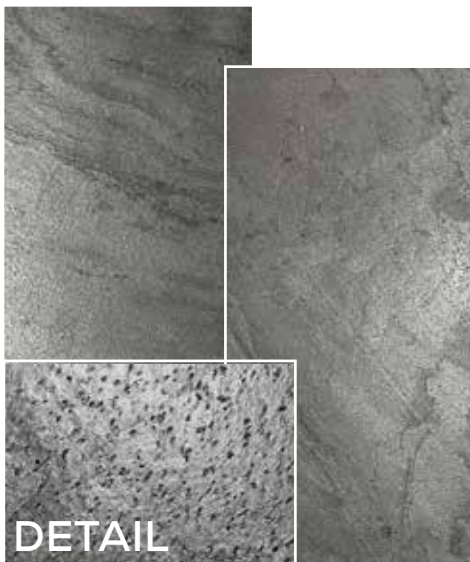
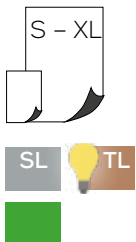
**VERDE GRIS**  
// MYCA




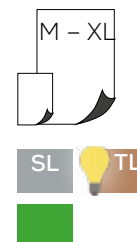
**BURNING FOREST**  
// MYCA



**SILVER GREY**  
// MYCA



**GALAXY BLACK**  
// MYCA



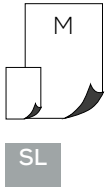
Create unique lighting effects  
with our Translucent line!  
Image Example: BURNING FOREST



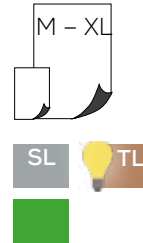
# STRUCTURE COLLECTION

The decors in our 'Structure Collection' all feature bold textures and grain patterns on the stone surface. Together with the intense colors, it's the perfect choice for those who prefer something more robust and rough.

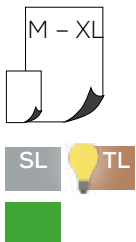
**SWISS GREY**  
// SANDSTONE



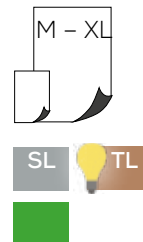
**VERDE**  
// MYCA



**RAINFOREST GREEN**  
// MARBLE



**RAINFOREST BROWN**  
// MARBLE



Create unique lighting effects  
with our Translucent line!  
Image Example: RAINFOREST GREEN

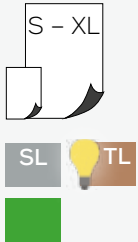




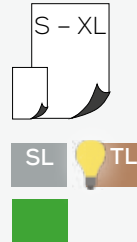
# DARK COLLECTION

Timelessly classic and elegant: The decors in our 'Dark Collection' create perfect contrasts and seamlessly blend into any style of interior design. For design statements with style!

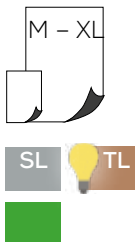
## NERO // SLATE



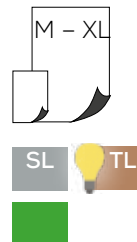
## RUSTIQUE // SLATE




## CALIFORNIA GOLD // SLATE



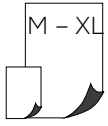
## D.BLACK // MYCA



Create unique lighting effects  
with our Translucent line!  
Image Example: RUSTIQUE



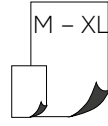
**GREY  
LIMESTONE**  
// LIMESTONE



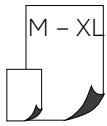
SL



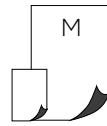
**ARCOBALENO  
COLORE NEW**  
// SLATE



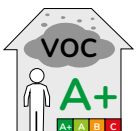
**CALIFORNIA  
GREY**  
// SLATE



**BLACK  
LINE**  
// SLATE



SL



DIN EN 15102:2011-12  
DIN EN 15102:2008+A1:2011



**MPA NRW.**



# HH LUX®

When nature meets interior design

Elevate your interior and  
bring the beauty of nature  
to the decor!

